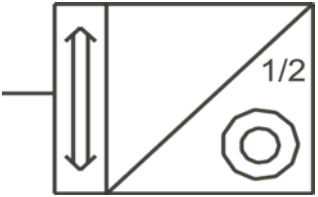
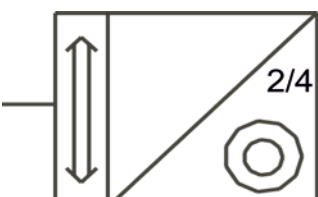
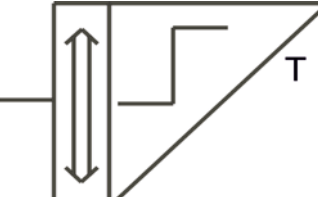
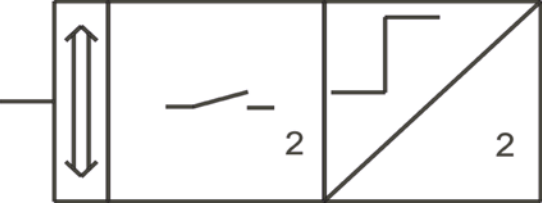
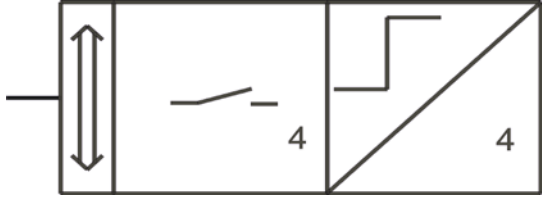
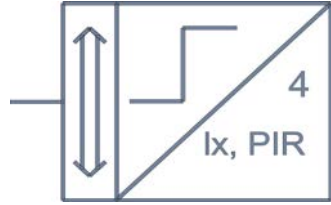


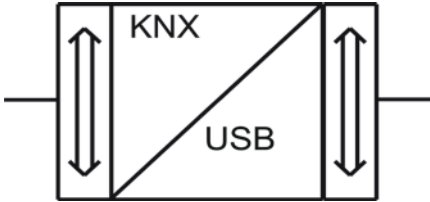
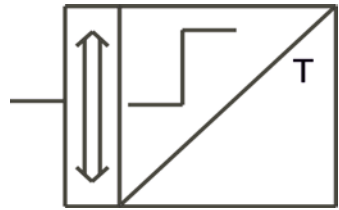
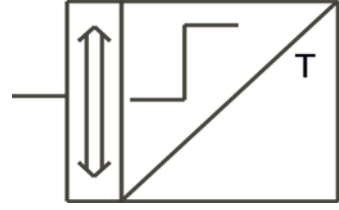
**Übersicht CAD-Symbole KNX-Geräte Busch-Jaeger /  
Overview CAD symbols KNX devices Busch-Jaeger**

Artikelnummer / Article number	Beschreibung / Description	Symbol / Symbol
6108/01 6108/04	1/2-fach Taster-Ankopplung 1/2-fach Taster-Ankopplung für ocean	 <p>The symbol is a square divided by a diagonal line from the bottom-left to the top-right. On the left side, there is a vertical double-headed arrow. In the top-right triangle, the fraction '1/2' is written. In the bottom-right triangle, there is a circular symbol representing a button or switch.</p>
6108/02 6108/05	2/4-fach Taster-Ankopplung 2/4-fach Taster-Ankopplung für ocean	 <p>The symbol is a square divided by a diagonal line from the bottom-left to the top-right. On the left side, there is a vertical double-headed arrow. In the top-right triangle, the fraction '2/4' is written. In the bottom-right triangle, there is a circular symbol representing a button or switch.</p>
6108/03	Raumtemperaturregler Objektbereich, Heiz-/Kühlbetrieb	 <p>The symbol is a square divided by a diagonal line from the bottom-left to the top-right. On the left side, there is a vertical double-headed arrow. In the top-right triangle, the letter 'T' is written. In the bottom-right triangle, there is a square wave symbol representing a thermostat.</p>

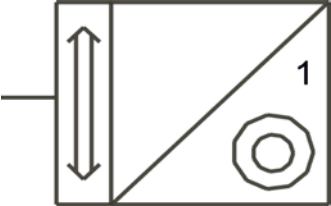
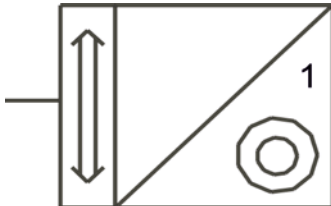
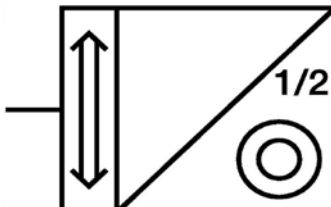
**Übersicht CAD-Symbole KNX-Geräte Busch-Jaeger /  
Overview CAD symbols KNX devices Busch-Jaeger**

Artikelnummer / Article number	Beschreibung / Description	Symbol / Symbol
6119/20	2-fach Unterputz-Universalschnittstelle	
6119/40	4-fach Unterputz-Universalschnittstelle	
6122/01-xxx 6122/02-xxx	Busch-Wächter® 180 UP Sensor Standard Select Busch-Wächter® 180 UP Sensor Komfort II Multilinse	

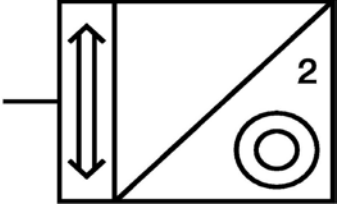
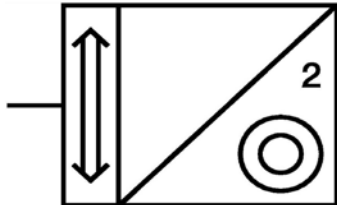
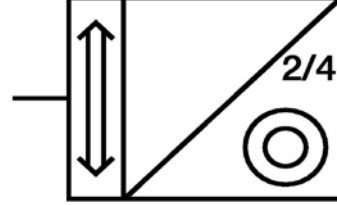
**Übersicht CAD-Symbole KNX-Geräte Busch-Jaeger /  
Overview CAD symbols KNX devices Busch-Jaeger**

Artikelnummer / Article number	Beschreibung / Description	Symbol / Symbol
6123 USB-xxx	UP-Schnittstelle USB	
6124-xxx-101	Raumtemperaturregler Heiz-/Kühlbetrieb	
6124/01-xxx	Raumtemperaturregler Heiz-/Kühlbetrieb/Farbkonzept	

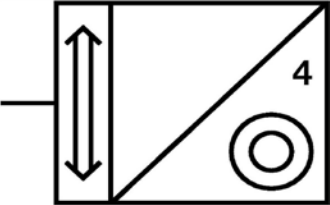
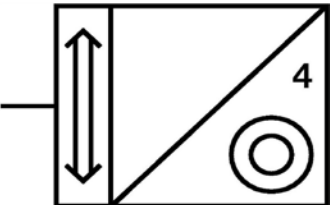
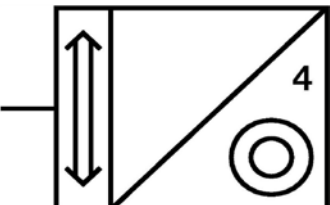
**Übersicht CAD-Symbole KNX-Geräte Busch-Jaeger /  
Overview CAD symbols KNX devices Busch-Jaeger**

Artikelnummer / Article number	Beschreibung / Description	Symbol / Symbol
6125-xxx-101	1-fach Tastsensor	
6125/01-xxx	1-fach Bedienelement	
6125/02-xxx	1/2-fach Bedienelement, Multifunktion/Farbkonzept	

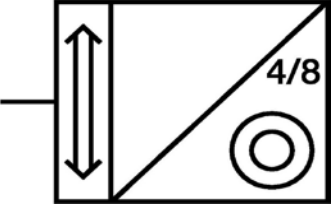
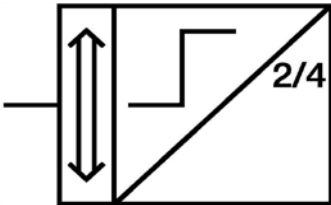

**Übersicht CAD-Symbole KNX-Geräte Busch-Jaeger /  
Overview CAD symbols KNX devices Busch-Jaeger**

Artikelnummer / Article number	Beschreibung / Description	Symbol / Symbol
6126-xxx-101	2-fach Tastsensor	
6126/01-xxx	2-fach Bedienelement	
6126/02-xxx	2/4-fach Bedienelement, Multifunktion/Farbkonzept	

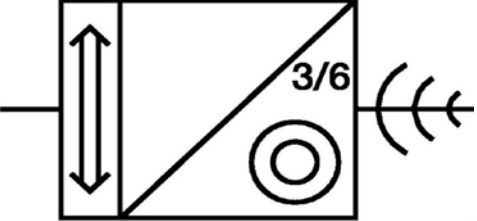
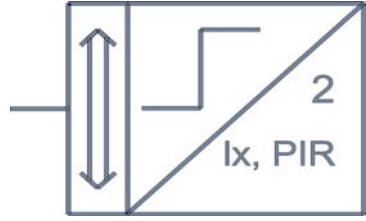
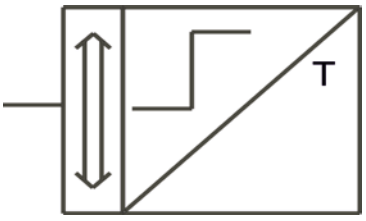
**Übersicht CAD-Symbole KNX-Geräte Busch-Jaeger /  
Overview CAD symbols KNX devices Busch-Jaeger**

Artikelnummer / Article number	Beschreibung / Description	Symbol / Symbol
6127-xxx-101	4-fach Tastsensor	
6127MF-xxx-101	4-fach Tastsensor, Multifunktionsstastsensor	
6127/01-xxx	4-fach Bedienelement	

**Übersicht CAD-Symbole KNX-Geräte Busch-Jaeger /  
Overview CAD symbols KNX devices Busch-Jaeger**

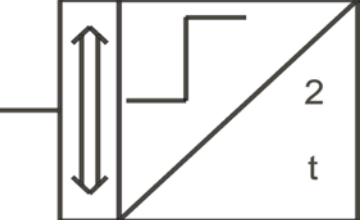
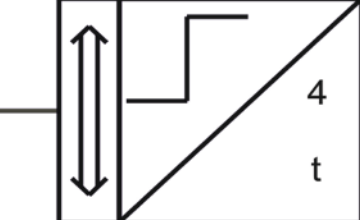
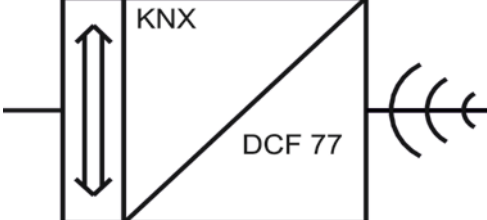
Artikelnummer / Article number	Beschreibung / Description	Symbol / Symbol
6127/02-xxx	4/8-fach Bedienelement, Multifunktion/Farbkonzept	
6128/01-xxx	2/4-fach Bedienelement mit Raumtemperaturregler, Multifunktion	
6129-xxx-101	3-fach Infrarotschnittstelle mit Tastsensor, 5-kanalig	

**Übersicht CAD-Symbole KNX-Geräte Busch-Jaeger /  
Overview CAD symbols KNX devices Busch-Jaeger**

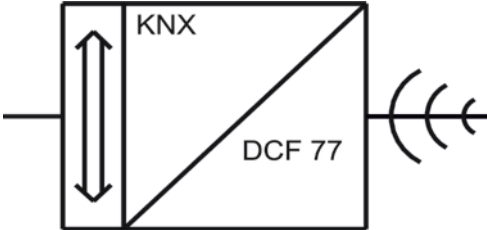
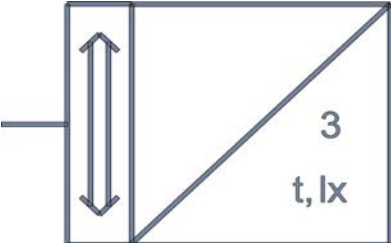
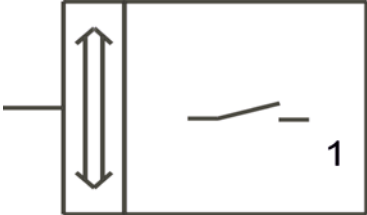
Artikelnummer / Article number	Beschreibung / Description	Symbol / Symbol
6129/01-xxx	3/6-fach Bedienelement, Multifunktion mit Infrarotschnittstelle	
6131/10-xxx 6131/11-xxx	Busch-Wächter® Präsenz tech KNX Busch-Wächter® Präsenz tech DualLINE KNX	
6138/11-xxx	Raumtemperaturregler Fan Coil mit Display, AP	



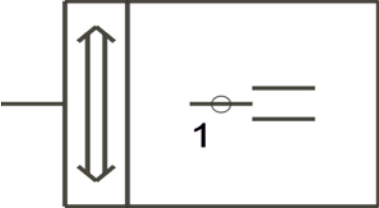
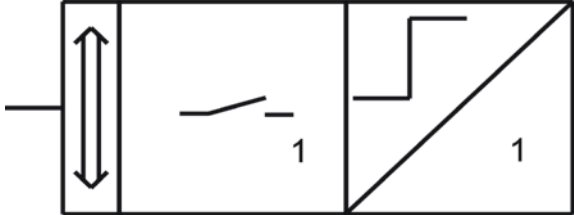
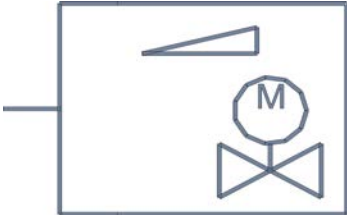
**Übersicht CAD-Symbole KNX-Geräte Busch-Jaeger /  
Overview CAD symbols KNX devices Busch-Jaeger**

Artikelnummer / Article number	Beschreibung / Description	Symbol / Symbol
6140-101	2-Kanal Wochenschaltuhr	
6144-101	4-Kanal Jahreszeitschaltuhr	
6145/10	2-fach Zeitsender DCF	


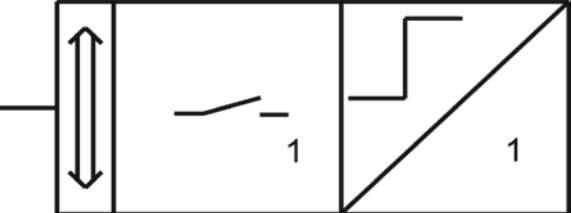
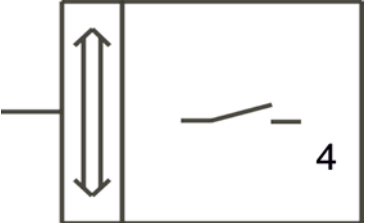
**Übersicht CAD-Symbole KNX-Geräte Busch-Jaeger /  
Overview CAD symbols KNX devices Busch-Jaeger**

Artikelnummer / Article number	Beschreibung / Description	Symbol / Symbol
6145-101	Antenne DCF 77	
6146/10	3-fach Dämmerungsschalter	
6151/11U	1-fach Schaltaktor 16 A	

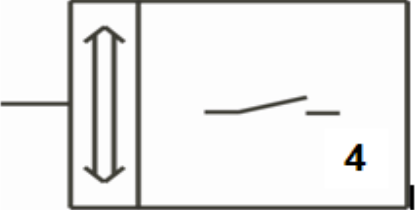
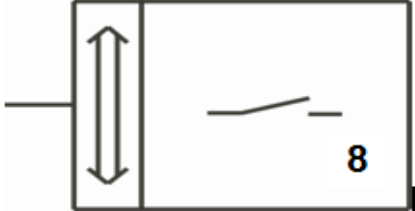
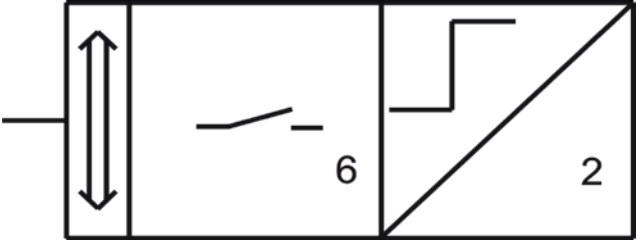
**Übersicht CAD-Symbole KNX-Geräte Busch-Jaeger /  
Overview CAD symbols KNX devices Busch-Jaeger**

Artikelnummer / Article number	Beschreibung / Description	Symbol / Symbol
6152/11U	1-fach Jalousieaktor	 <p>The symbol for a 1-fach Jalousieaktor (single-blind actuator) consists of a square box. On the left side, there is a vertical double-headed arrow. On the right side, there is a switch symbol with a horizontal line above it and a small circle with a horizontal line through it below it, labeled with the number '1'.</p>
6164 U	1-fach Heizungsaktor	 <p>The symbol for a 1-fach Heizungsaktor (single-heating actuator) consists of a square box. On the left side, there is a vertical double-headed arrow. On the right side, there is a switch symbol with a horizontal line above it and a diagonal line below it, labeled with the number '1'. To the right of the switch is a square symbol with a diagonal line from the bottom-left to the top-right, also labeled with the number '1'.</p>
6164/10-101	Thermoelektrischer Stellantrieb	 <p>The symbol for a Thermoelektrischer Stellantrieb (thermoelectric actuator) consists of a square box. On the left side, there is a horizontal line. On the right side, there is a motor symbol (a circle with 'M' inside) and a valve symbol (two triangles meeting at a point) below it.</p>

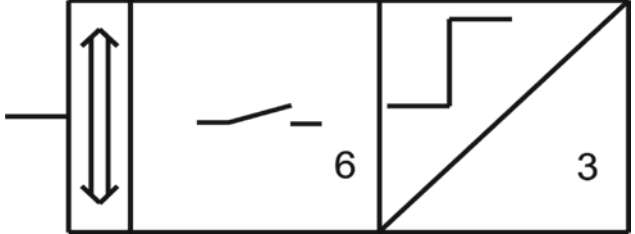
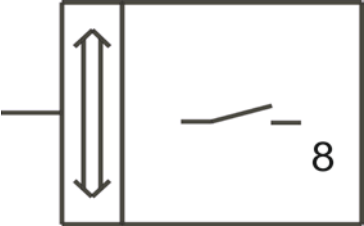
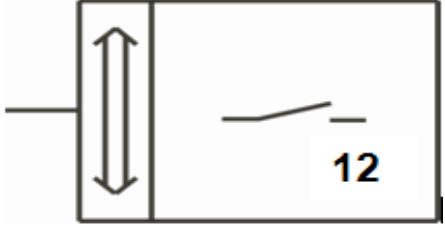
**Übersicht CAD-Symbole KNX-Geräte Busch-Jaeger /  
Overview CAD symbols KNX devices Busch-Jaeger**

Artikelnummer / Article number	Beschreibung / Description	Symbol / Symbol
6164/11-101	Thermoelektrischer Stellantrieb	
6164/11U	1-fach Heizungsaktor	
6164/40-101	4-fach Elektronischer Schaltfaktor	

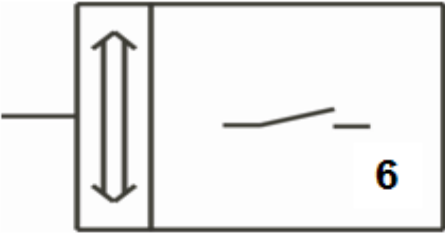
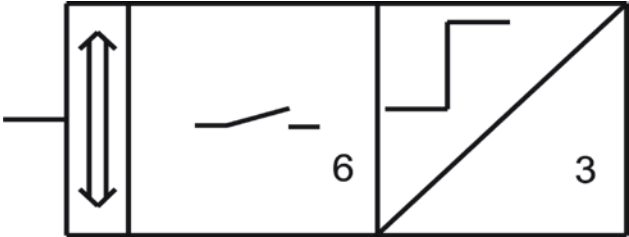
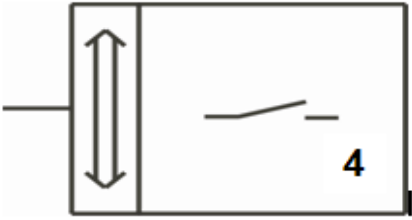
**Übersicht CAD-Symbole KNX-Geräte Busch-Jaeger /  
Overview CAD symbols KNX devices Busch-Jaeger**

Artikelnummer / Article number	Beschreibung / Description	Symbol / Symbol
6164/41	Lüfter-/Fan Coil-Aktor, 1-fach, 6A, REG	
6164/42	Lüfter-/Fan Coil-Aktor, 2-fach, 6A, REG	
6164/43	Fan Coil-Aktor, REG	

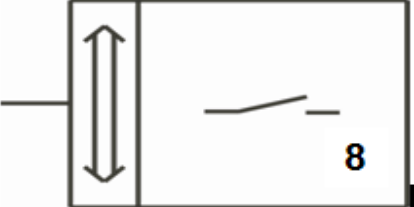
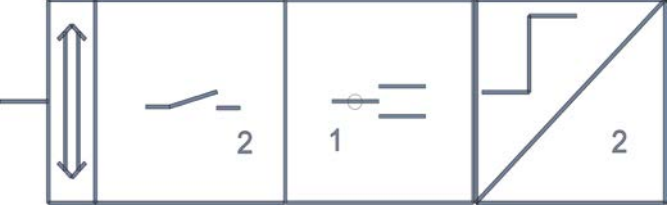
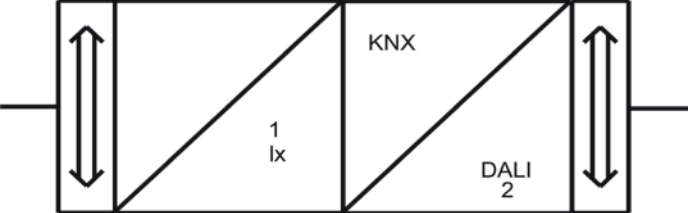
**Übersicht CAD-Symbole KNX-Geräte Busch-Jaeger /  
Overview CAD symbols KNX devices Busch-Jaeger**

Artikelnummer / Article number	Beschreibung / Description	Symbol / Symbol
6164/43-101	Fan Coil-Aktor, REG	
6164/44	8-fach Elektronischer Schaltaktor	
6164/45	Ventilaktor 12fach, REG	

**Übersicht CAD-Symbole KNX-Geräte Busch-Jaeger /  
Overview CAD symbols KNX devices Busch-Jaeger**

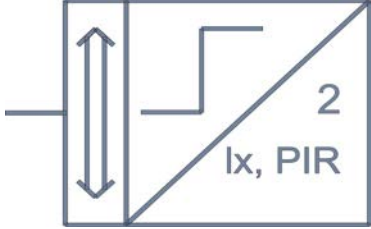


Artikelnummer / Article number	Beschreibung / Description	Symbol / Symbol
6164/46	Ventilaktor 6fach, REG	 <p>The symbol consists of a vertical rectangle with a double-headed arrow inside, representing a valve. To its right is a switch symbol with a diagonal line and a horizontal line, and the number '6' below it, indicating 6 channels.</p>
6164/47	Fan Coil-Aktor, 0-10V, REG	 <p>The symbol is a large rectangle divided into three sections. The left section contains a vertical double-headed arrow. The middle section contains a switch symbol with a diagonal line and a horizontal line, and the number '6' below it. The right section contains a staircase symbol representing a 0-10V control signal, with a diagonal line from the bottom-left to the top-right and the number '3' below it.</p>
6164/50	Lüftungsaktor, 1-fach, 6A, REG	 <p>The symbol consists of a vertical rectangle with a double-headed arrow inside, representing a damper. To its right is a switch symbol with a diagonal line and a horizontal line, and the number '4' below it, indicating 4 channels.</p>

**Übersicht CAD-Symbole KNX-Geräte Busch-Jaeger /  
Overview CAD symbols KNX devices Busch-Jaeger**

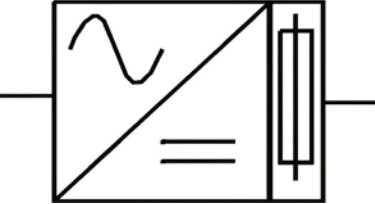
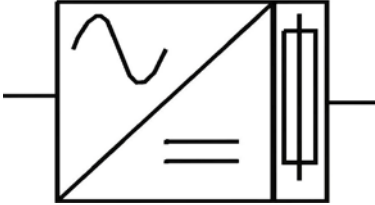
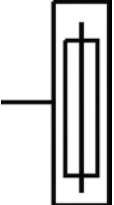
Artikelnummer / Article number	Beschreibung / Description	Symbol / Symbol
6164/51	Lüftungsaktor, 2-fach, 6A, REG	
6173/11U	2-fach Kombiaktor	
6174/40	DALI Lichtregler 1fach, AP	



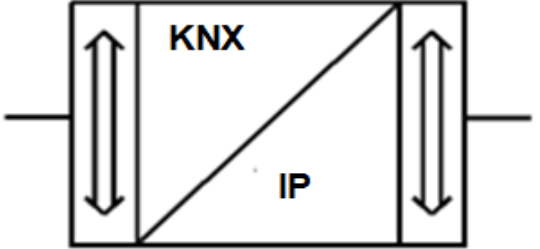
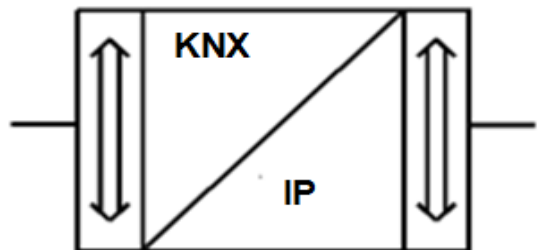
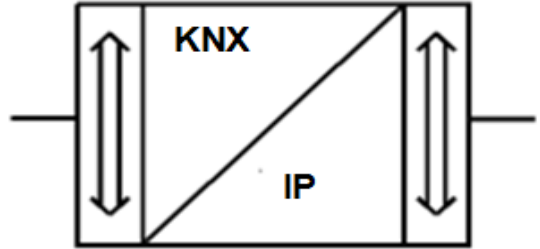
**Übersicht CAD-Symbole KNX-Geräte Busch-Jaeger /  
Overview CAD symbols KNX devices Busch-Jaeger**

Artikelnummer / Article number	Beschreibung / Description	Symbol / Symbol
6179/01-xxx	Busch-Wächter® 220 MasterLINE KNX	
6179/02-xxx	Busch-Wächter® 220 MasterLINE KNX Premium	
6180/10	Spannungsversorgung 320 mA	

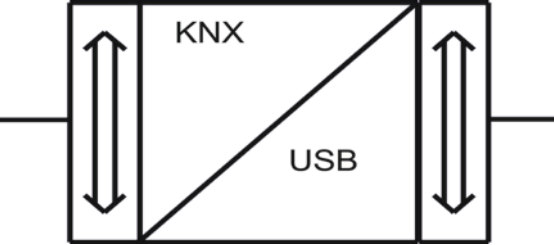

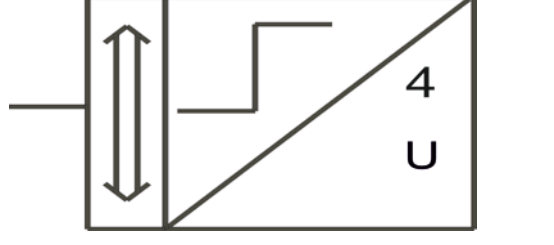
**Übersicht CAD-Symbole KNX-Geräte Busch-Jaeger /  
Overview CAD symbols KNX devices Busch-Jaeger**

Artikelnummer / Article number	Beschreibung / Description	Symbol / Symbol
6180/11	Unterbrechungsfreie Spannungsversorgung 640 mA	
6180-102	Spannungsversorgung 640 mA	
6181-101	Drossel	

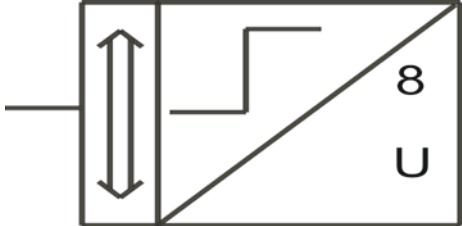
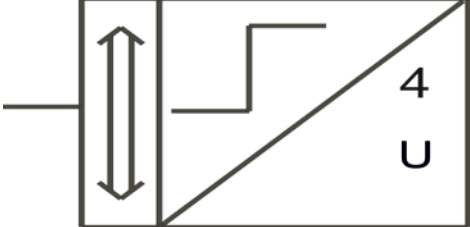
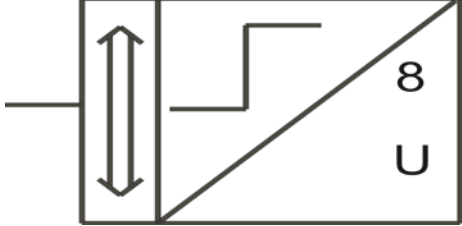
**Übersicht CAD-Symbole KNX-Geräte Busch-Jaeger /  
Overview CAD symbols KNX devices Busch-Jaeger**

Artikelnummer / Article number	Beschreibung / Description	Symbol / Symbol
6186/30	IP-Gateway, REG	
6186/31	IP-Router, REG	
6186/32	IP-Schnittstelle, REG	

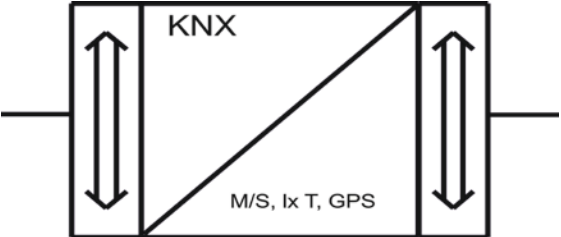

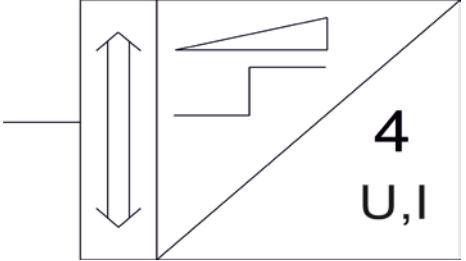
**Übersicht CAD-Symbole KNX-Geräte Busch-Jaeger /  
Overview CAD symbols KNX devices Busch-Jaeger**

Artikelnummer / Article number	Beschreibung / Description	Symbol / Symbol
6186 USB	REG-Schnittstelle USB	 <p>The symbol is a rectangle divided diagonally from the bottom-left to the top-right. The upper-left triangle is labeled 'KNX' and the lower-right triangle is labeled 'USB'. On the left and right sides, there are vertical double-headed arrows. A horizontal line enters from the left and another exits to the right, both positioned between the arrows.</p>
6187-101	Linienkoppler	 <p>The symbol is a rectangle divided vertically into three sections. The left and right sections contain vertical double-headed arrows. A horizontal line enters from the left and exits to the right, passing between the arrows. The central section contains two upward-pointing triangles, one above the other.</p>
6188/15-101	4-fach REG-Binäreingang, Kontaktabfrage	 <p>The symbol is a rectangle divided diagonally from the bottom-left to the top-right. The upper-left triangle contains a square wave pulse. The lower-right triangle is labeled '4 U'. On the left side, there is a vertical double-headed arrow. A horizontal line enters from the left and exits to the right, passing between the arrow and the diagonal line.</p>

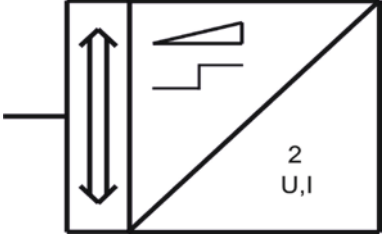
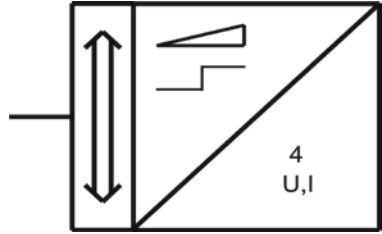
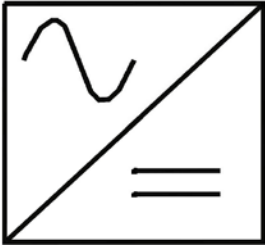
**Übersicht CAD-Symbole KNX-Geräte Busch-Jaeger /  
Overview CAD symbols KNX devices Busch-Jaeger**

Artikelnummer / Article number	Beschreibung / Description	Symbol / Symbol
6188/18-101	8-fach REG-Binäreingang, Kontaktabfrage	
6188/19	4-fach REG-Binäreingang, 10 ... 230 V	
6188/20	8-fach REG-Binäreingang, 10 ... 230 V	

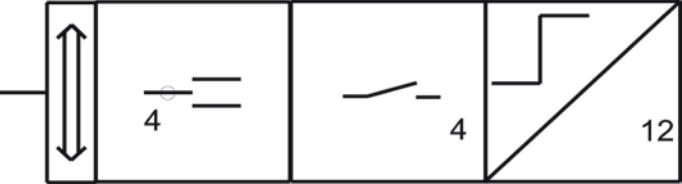
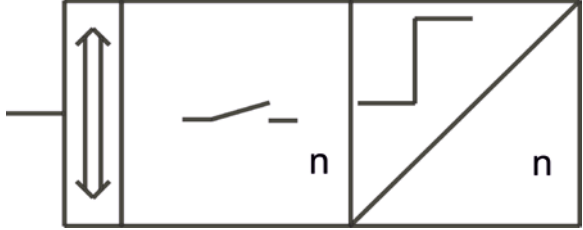
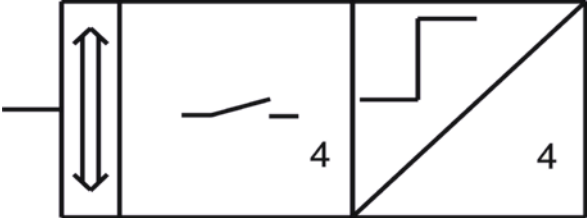
**Übersicht CAD-Symbole KNX-Geräte Busch-Jaeger /  
Overview CAD symbols KNX devices Busch-Jaeger**

Artikelnummer / Article number	Beschreibung / Description	Symbol / Symbol
6190/10	Wetterzentrale	
6190/11	Kombi-Wettersensor	
6190/40-101	Wetterstation, 4-kanalig	

**Übersicht CAD-Symbole KNX-Geräte Busch-Jaeger /  
Overview CAD symbols KNX devices Busch-Jaeger**

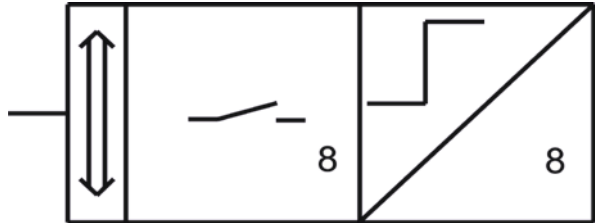
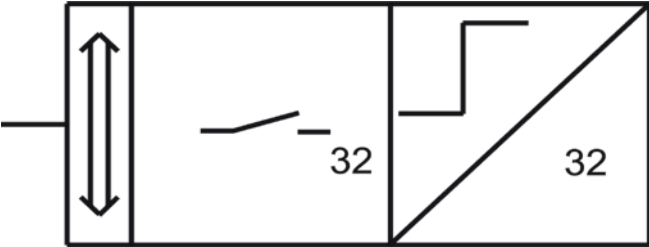
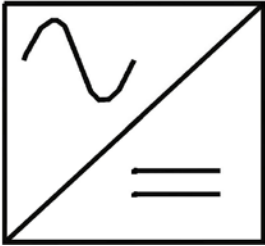
Artikelnummer / Article number	Beschreibung / Description	Symbol / Symbol
6190/50	Analogeingang 2fach, AP	
6190/51	Analogeingang 4fach, REG	
6191/11-101	Netzteil 12 V, 1600 mA	

**Übersicht CAD-Symbole KNX-Geräte Busch-Jaeger /  
Overview CAD symbols KNX devices Busch-Jaeger**

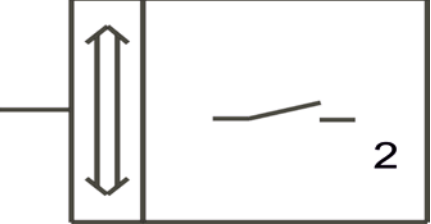
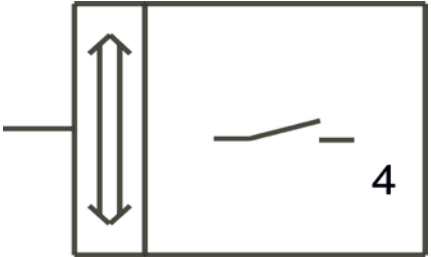
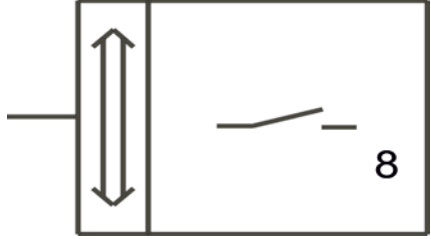
Artikelnummer / Article number	Beschreibung / Description	Symbol / Symbol
6193/10	Raummaster 3.1	
6193/11	Raummaster 4.1	
6193/12	I/O-Aktor, 4-fach, REG	



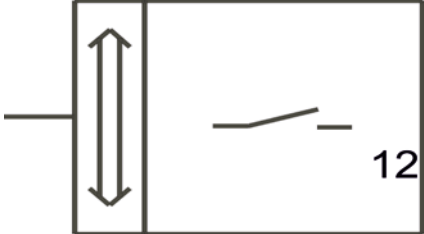
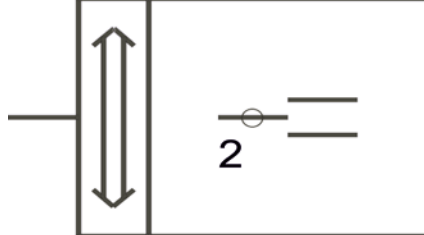
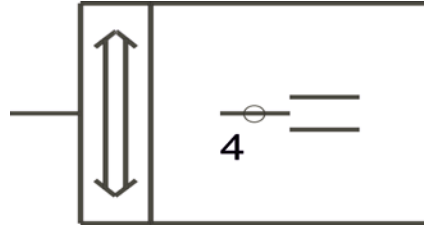
**Übersicht CAD-Symbole KNX-Geräte Busch-Jaeger /  
Overview CAD symbols KNX devices Busch-Jaeger**

Artikelnummer / Article number	Beschreibung / Description	Symbol / Symbol
6193/14	I/O-Aktor, 8-fach, REG	
6193/32	Universal E/A-Konzentrator, REG	
6193/33-101	Netzteil 24 V, 800 mA SELV	

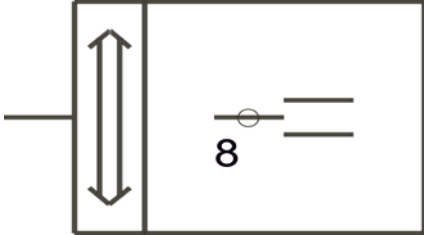
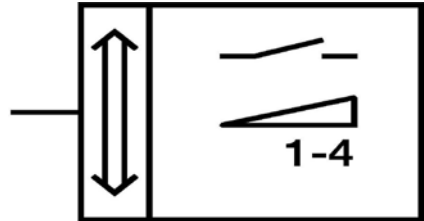
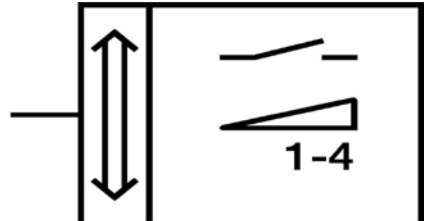
**Übersicht CAD-Symbole KNX-Geräte Busch-Jaeger /  
Overview CAD symbols KNX devices Busch-Jaeger**

Artikelnummer / Article number	Beschreibung / Description	Symbol / Symbol
6194/11-101 6194/20 6194/25 6195/35	2-fach REG-Binärausgang	
6194/12-101 6194/21 6194/26 6195/30 6195/36	4-fach REG-Binärausgang	
6194/13-101 6194/22 6194/27 6195/31 6195/37	8-fach REG-Binärausgang	

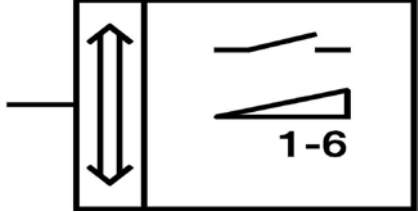
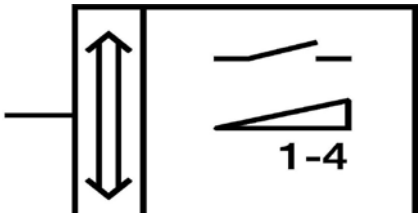
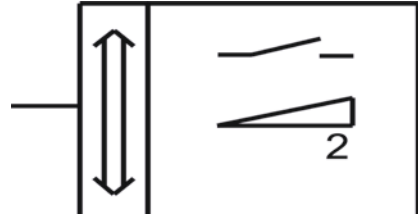
**Übersicht CAD-Symbole KNX-Geräte Busch-Jaeger /  
Overview CAD symbols KNX devices Busch-Jaeger**

Artikelnummer / Article number	Beschreibung / Description	Symbol / Symbol
6194/14-101 6194/18-101 6194/28 6195/32 6195/38	12-fach REG-Binärausgang	
6196/20-102 6196/22-102 6196/23-102	2-fach Jalousie-/Rollladenaktor	
6196/40-102 6196/41-102 6196/42-102 6196/43-102	4-fach Jalousie-/Rollladenaktor	

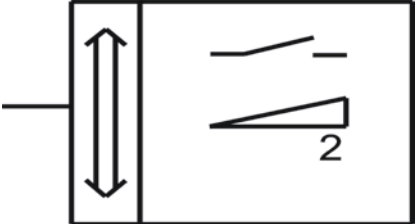
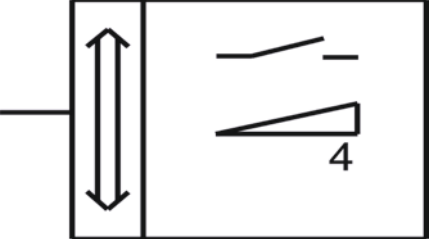
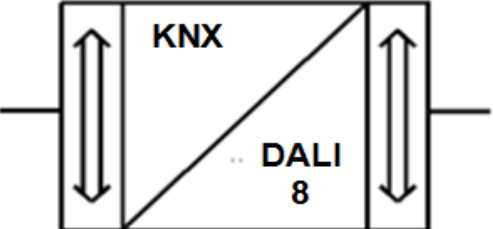
**Übersicht CAD-Symbole KNX-Geräte Busch-Jaeger /  
Overview CAD symbols KNX devices Busch-Jaeger**

Artikelnummer / Article number	Beschreibung / Description	Symbol / Symbol
6196/80-102 6196/82-102 6196/83-102	8-fach Jalousie-/Rollladenaktor	
6197/12-101	1-4fach Universal-Dimmaktor	
6197/13-101	1-4fach Universal-Dimmaktor	

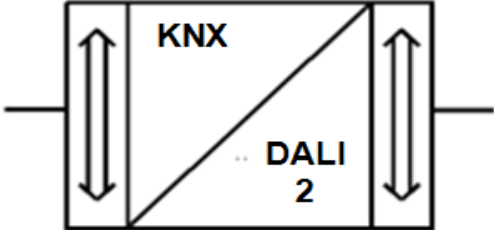
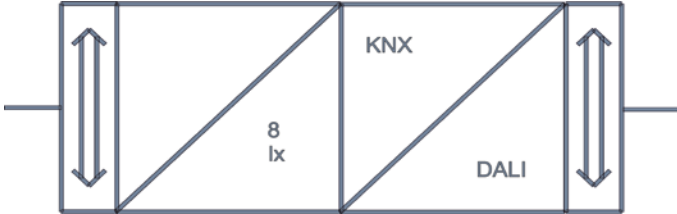
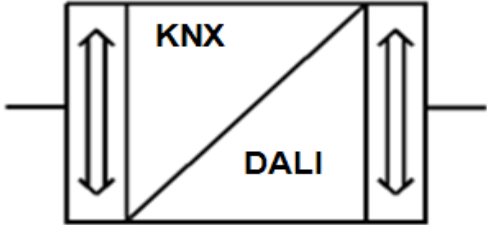
**Übersicht CAD-Symbole KNX-Geräte Busch-Jaeger /  
Overview CAD symbols KNX devices Busch-Jaeger**

Artikelnummer / Article number	Beschreibung / Description	Symbol / Symbol
6197/14-101	1-6fach Universal-Dimmaktor	 <p>The symbol consists of a vertical double-headed arrow on the left, indicating a dimmer function. To its right is a square box containing a switch symbol (a horizontal line with a diagonal slash) and a triangle with a horizontal base, representing a dimmer. Below the triangle is the number '1-6'.</p>
6197/15-101	1-4fach Universal-Dimmaktor	 <p>The symbol consists of a vertical double-headed arrow on the left, indicating a dimmer function. To its right is a square box containing a switch symbol (a horizontal line with a diagonal slash) and a triangle with a horizontal base, representing a dimmer. Below the triangle is the number '1-4'.</p>
6197/20	2-fach Schalt-/Dimmaktor	 <p>The symbol consists of a vertical double-headed arrow on the left, indicating a dimmer function. To its right is a square box containing a switch symbol (a horizontal line with a diagonal slash) and a triangle with a horizontal base, representing a dimmer. Below the triangle is the number '2'.</p>

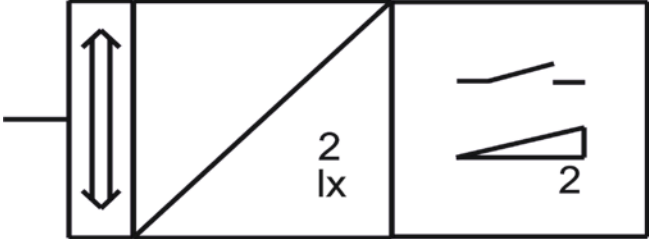
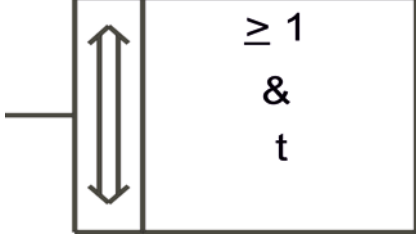
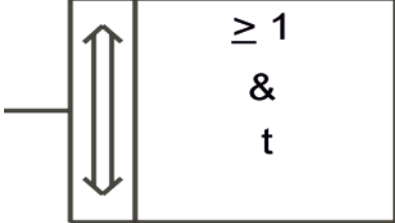
**Übersicht CAD-Symbole KNX-Geräte Busch-Jaeger /  
Overview CAD symbols KNX devices Busch-Jaeger**

Artikelnummer / Article number	Beschreibung / Description	Symbol / Symbol
6197/22	2fach Schalt-Dimmaktor, REG	
6197/23	4fach Schalt-Dimmaktor, REG	
6197/40	DALI Gateway 8fach	

**Übersicht CAD-Symbole KNX-Geräte Busch-Jaeger /  
Overview CAD symbols KNX devices Busch-Jaeger**

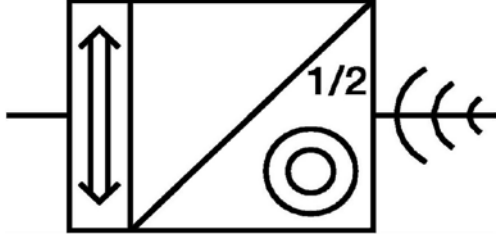
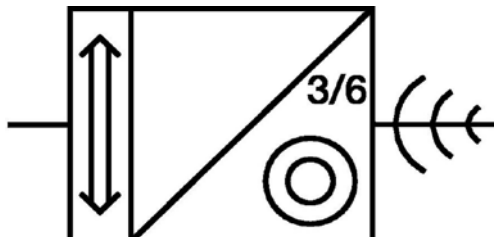
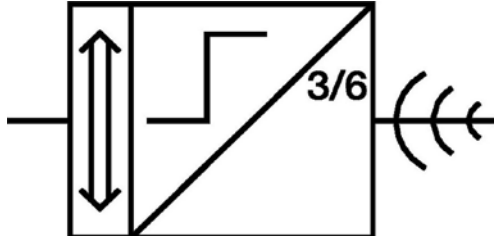
Artikelnummer / Article number	Beschreibung / Description	Symbol / Symbol
6197/41	DALI Gateway, 1fach, 64 Teilnehmer	
6197/43	DALI Lichtregler 8fach, REG	
6197/44	DALI Gateway 1fach, 16 Gruppen, DALI Gateway 1fach, Notlicht	

**Übersicht CAD-Symbole KNX-Geräte Busch-Jaeger /  
Overview CAD symbols KNX devices Busch-Jaeger**

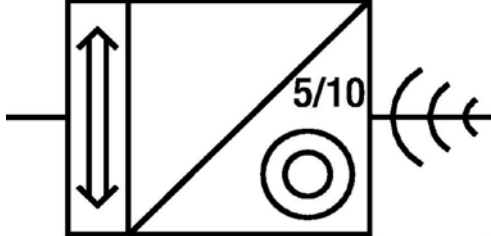
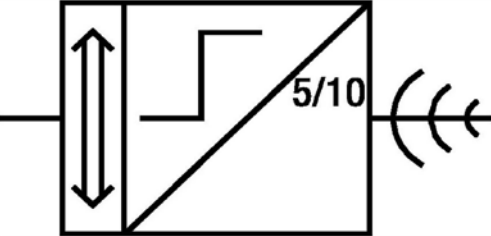
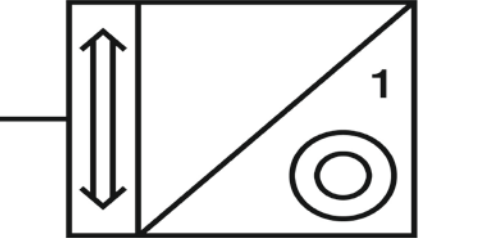
Artikelnummer / Article number	Beschreibung / Description	Symbol / Symbol
6197/70	2fach Lichtregler 1-10V, REG	
6198/11	Logikmodul	
6198/JA	Jalousiesteuerbaustein, REG	



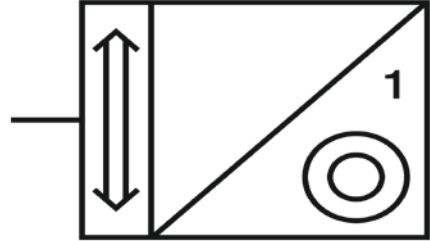

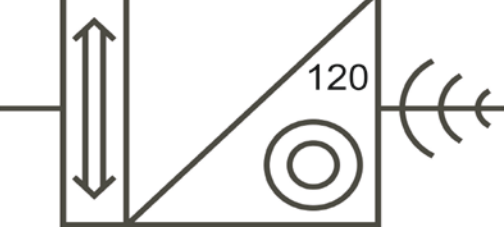
**Übersicht CAD-Symbole KNX-Geräte Busch-Jaeger /  
Overview CAD symbols KNX devices Busch-Jaeger**

Artikelnummer / Article number	Beschreibung / Description	Symbol / Symbol
6320/10-xxx	Busch-triton® 1/2-fach Bedienelement, mit Infrarotschnittstelle	
6320/30-xxx	Busch-triton® 3/6-fach Bedienelement, mit Infrarotschnittstelle	
6320/38-xxx	Busch-triton® 3/6-fach Bedienelement, mit Infrarotschnittstelle und Raumtemperaturregler	




**Übersicht CAD-Symbole KNX-Geräte Busch-Jaeger /  
Overview CAD symbols KNX devices Busch-Jaeger**

Artikelnummer / Article number	Beschreibung / Description	Symbol / Symbol
6320/50-xxx	Busch-triton® 5/10-fach Bedienelement, mit Infrarotschnittstelle	
6320/58-xxx	Busch-triton® 5/10-fach Bedienelement, mit Infrarotschnittstelle und Raumtemperaturregler	
6340-xxx-101	Busch- pri On® 1-fach Bedienelement	

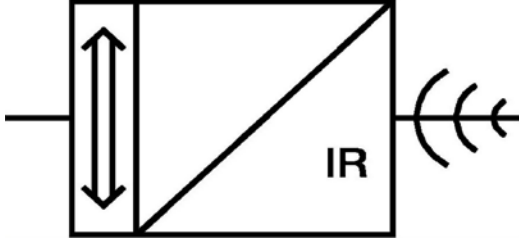


**Übersicht CAD-Symbole KNX-Geräte Busch-Jaeger /  
Overview CAD symbols KNX devices Busch-Jaeger**

Artikelnummer / Article number	Beschreibung / Description	Symbol / Symbol
6341-xxx-101	Busch- pri On® 1-fach Drehbedienelement	
6342-xxx-101	Busch- pri On® 3-fach Bedienelement	
6344-xxx-101	Busch- pri On® 8,89 cm TFT-Farbdisplay mit Drehbedienelement	

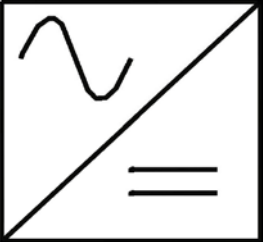
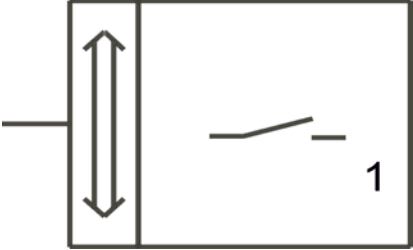

**Übersicht CAD-Symbole KNX-Geräte Busch-Jaeger /  
Overview CAD symbols KNX devices Busch-Jaeger**

Artikelnummer / Article number	Beschreibung / Description	Symbol / Symbol
6346/10-101	Busch- pri On® 1-fach Grundträger	
6346/11-101	Busch- pri On® 2-fach Grundträger	
6346/12-101	Busch- pri On® 3-fach Grundträger	

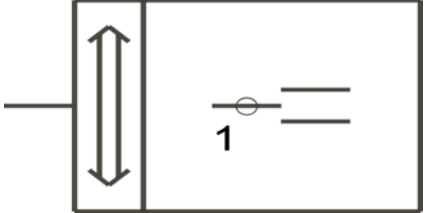
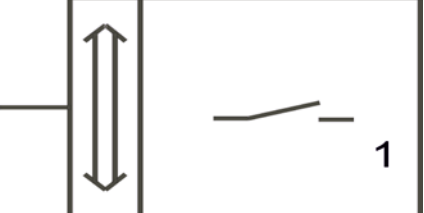

**Übersicht CAD-Symbole KNX-Geräte Busch-Jaeger /  
Overview CAD symbols KNX devices Busch-Jaeger**

Artikelnummer / Article number	Beschreibung / Description	Symbol / Symbol
6350-xxx-101	Busch- pri On® Abschlussleiste oben mit IR-Empfänger und Näherungssensor	
6351-xxx-101	Busch- pri On® Abschlussleisten oben mit Infodisplay, Raumtemperaturregler, IR-Empfänger und Näherungssensor	
6352-xxx-101	Busch- pri On® Abschlussleiste unten mit Temperaturfühler	

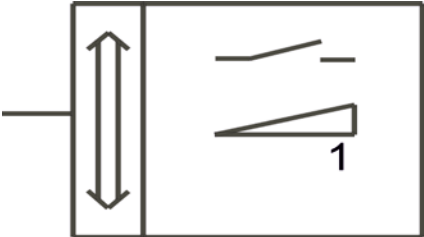
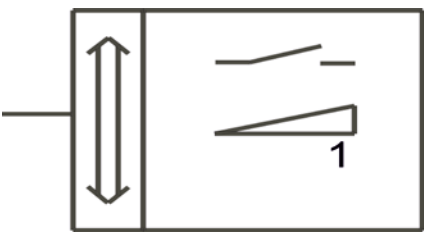
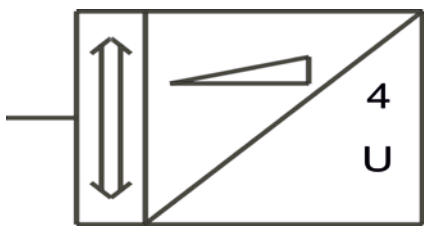
**Übersicht CAD-Symbole KNX-Geräte Busch-Jaeger /  
Overview CAD symbols KNX devices Busch-Jaeger**

Artikelnummer / Article number	Beschreibung / Description	Symbol / Symbol
6358-101	Netzteil, REG , 2500 mA SELV	
6931 U-101	1-fach Schaltaktor/-sensor	
6932 U-101	1-fach Dimmaktor/-sensor	

**Übersicht CAD-Symbole KNX-Geräte Busch-Jaeger /  
Overview CAD symbols KNX devices Busch-Jaeger**

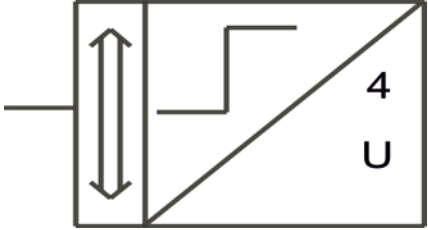
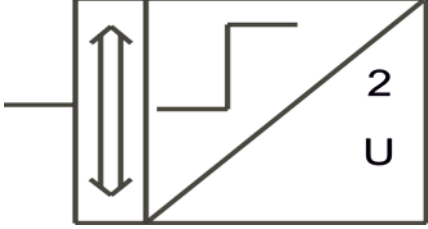

Artikelnummer / Article number	Beschreibung / Description	Symbol / Symbol
6933 U	1-fach Jalousieaktor/ 2-fach Schaltaktor	
6951 EB	Einbau-Schaltaktor	
6952 EB-102	2/1-fach Einbau-Serien-/Jalousieaktor	

**Übersicht CAD-Symbole KNX-Geräte Busch-Jaeger /  
Overview CAD symbols KNX devices Busch-Jaeger**

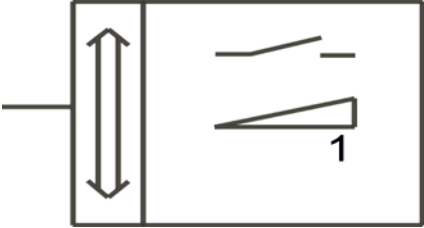
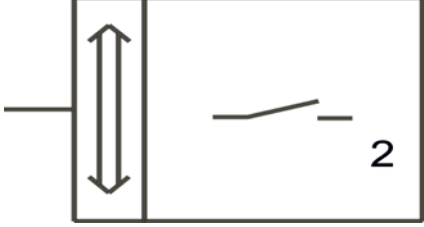
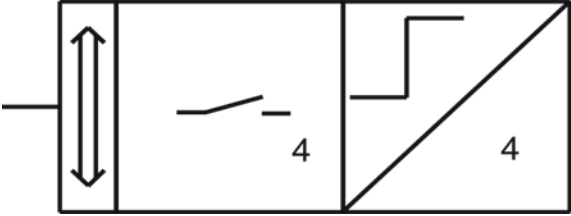
Artikelnummer / Article number	Beschreibung / Description	Symbol / Symbol
6953 EB-101	1-fach Einbau-Schalt-/Dimmaktor	 <p>The symbol consists of a vertical rectangle with a horizontal line on the left side. Inside the rectangle, there are two vertical arrows pointing up and down. To the right of the rectangle, there is a switch symbol (a horizontal line with a diagonal slash) and a trapezoidal shape with a vertical line on its right side and the number '1' below it.</p>
6955 EB-102	1-fach Universal-Dimmaktor	 <p>The symbol is identical to the one for 6953 EB-101, showing a vertical rectangle with a horizontal line on the left, two vertical arrows, a switch symbol, and a trapezoidal shape with a vertical line and the number '1' below it.</p>
6957 EB	4-fach Einbau-Analogeingang	 <p>The symbol consists of a vertical rectangle with a horizontal line on the left side and two vertical arrows pointing up and down. To the right of the rectangle, there is a trapezoidal shape with a vertical line on its right side and the number '4' below it. A diagonal line runs from the bottom-left corner of the rectangle to the top-right corner, and the letter 'U' is positioned below the number '4'.</p>



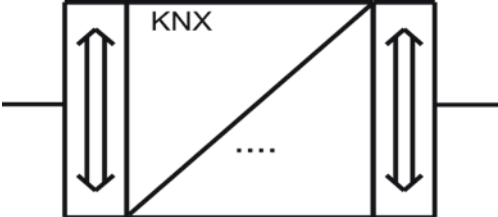
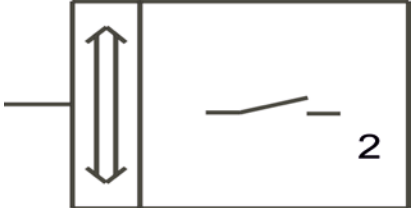
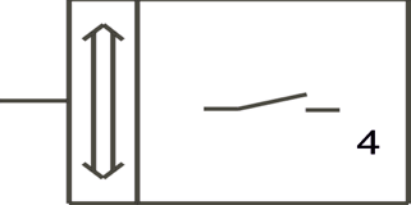
**Übersicht CAD-Symbole KNX-Geräte Busch-Jaeger /  
Overview CAD symbols KNX devices Busch-Jaeger**

Artikelnummer / Article number	Beschreibung / Description	Symbol / Symbol
6958 EB	4-fach Einbau-Binäreingang	
6963 U	2-fach Binäreingang	
6967-24G	1-fach Zwischenstecker-Schaltaktor	

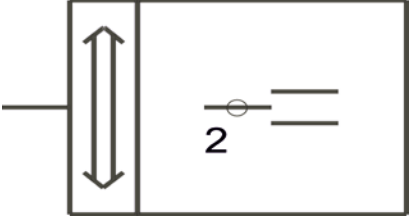
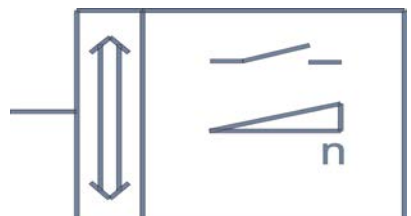
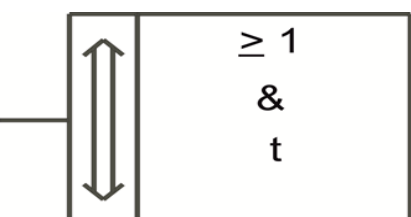
**Übersicht CAD-Symbole KNX-Geräte Busch-Jaeger /  
Overview CAD symbols KNX devices Busch-Jaeger**

Artikelnummer / Article number	Beschreibung / Description	Symbol / Symbol
6968-24G	1-fach Zwischenstecker-Universal-Dimmaktor	 <p>The symbol consists of a vertical rectangle with a horizontal line on the left side. Inside the rectangle, there are two vertical arrows pointing up and down. To the right of the rectangle, there is a switch symbol with a diagonal line and a horizontal line, and a small number '1' below it.</p>
6972 AG-102	2-fach Schalt-/Jalousieaktor	 <p>The symbol consists of a vertical rectangle with a horizontal line on the left side. Inside the rectangle, there are two vertical arrows pointing up and down. To the right of the rectangle, there is a switch symbol with a diagonal line and a horizontal line, and a small number '2' below it.</p>
6973 AG-102	Kombiaktor mit 4-fach-Binärein-/ausgang	 <p>The symbol consists of a vertical rectangle with a horizontal line on the left side. Inside the rectangle, there are two vertical arrows pointing up and down. To the right of the rectangle, there is a switch symbol with a diagonal line and a horizontal line, and a small number '4' below it. To the right of the switch symbol, there is a square symbol with a diagonal line and a horizontal line, and a small number '4' below it.</p>

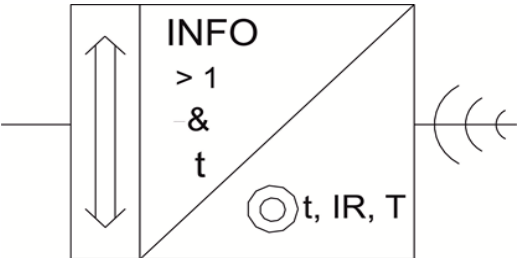
**Übersicht CAD-Symbole KNX-Geräte Busch-Jaeger /  
Overview CAD symbols KNX devices Busch-Jaeger**

Artikelnummer / Article number	Beschreibung / Description	Symbol / Symbol
6987/10	Systemkoppler	
6994/20	2-fach Schaltaktormodul 16 AX	
6995/40	4-fach Schaltaktormodul 16 AX	

**Übersicht CAD-Symbole KNX-Geräte Busch-Jaeger /  
Overview CAD symbols KNX devices Busch-Jaeger**

Artikelnummer / Article number	Beschreibung / Description	Symbol / Symbol
6996/20	2-fach Jalousieaktormodul 6 A	
6997/60	2-fach Steuerbaustein	
6998-101	Logikbaustein	

**Übersicht CAD-Symbole KNX-Geräte Busch-Jaeger /  
Overview CAD symbols KNX devices Busch-Jaeger**

Artikelnummer / Article number	Beschreibung / Description	Symbol / Symbol
6x36/xxx-102	Controlpanel color	
8136/xx-xxx	Busch-ComfortPanel®	